

Human PVRIG Protein



Cat. No. PVR-HM301

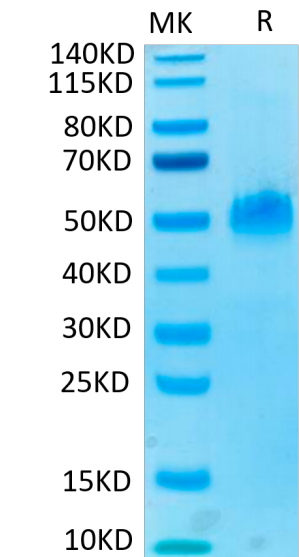
Description	
Source	Recombinant Human PVRIG Protein is expressed from HEK293 with mFc (IgG1) tag at the C-Terminus. It contains Thr41-Asp171.
Accession	Q6DKI7-1
Molecular Weight	The protein has a predicted MW of 39.6 kDa. Due to glycosylation, the protein migrates to 50-65 kDa based on Bis-Tris PAGE result.
Endotoxin	Less than 1 EU per µg by the LAL method.
Purity	> 95% as determined by Bis-Tris PAGE > 95% as determined by HPLC

Formulation and Storage	
Formulation	Lyophilized from 0.22µm filtered solution in PBS (pH 7.4). Normally 8% trehalose is added as protectant before lyophilization.
Reconstitution	Dissolve the lyophilized protein in distilled water. Please refer to the Certificate of Analysis for detailed instructions.
Storage	-20 to -80°C for 12 months as supplied from date of receipt. -80°C for 3 months after reconstitution. Recommend to aliquot the protein into smaller quantities for optimal storage. Please minimize freeze-thaw cycles.

Background	
Human PVRIG (poliovirus receptor related immunoglobulin domain-containing protein), also known as CD112 receptor (CD112R), is an approximately 34 kDa single transmembrane protein in the poliovirus receptor-like protein (PVR) family. PVRIG is a cell surface receptor for NECTIN2. May act as a coinhibitory receptor that suppresses T-cell receptor-mediated signals. Following interaction with NECTIN2, inhibits T-cell proliferation. Competes with CD226 for NECTIN2-binding.	

Assay Data

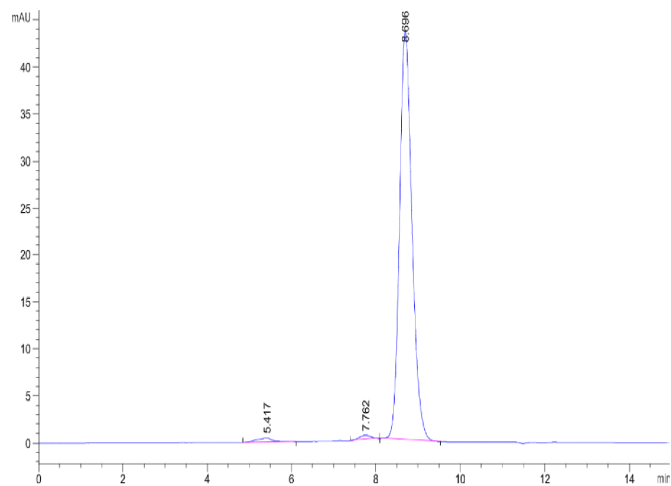
Bis-Tris PAGE



Human PVRIG on Bis-Tris PAGE under reduced condition. The purity is greater than 95%.

SEC-HPLC

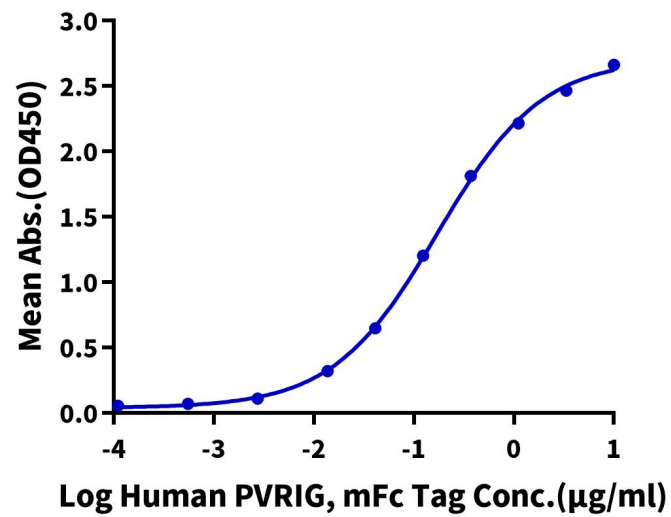
Assay Data



The purity of Human PVRIG is greater than 95% as determined by SEC-HPLC.

ELISA Data

Human PVRIG, mFc Tag ELISA
0.5µg Human Nectin-2, His Tag Per Well

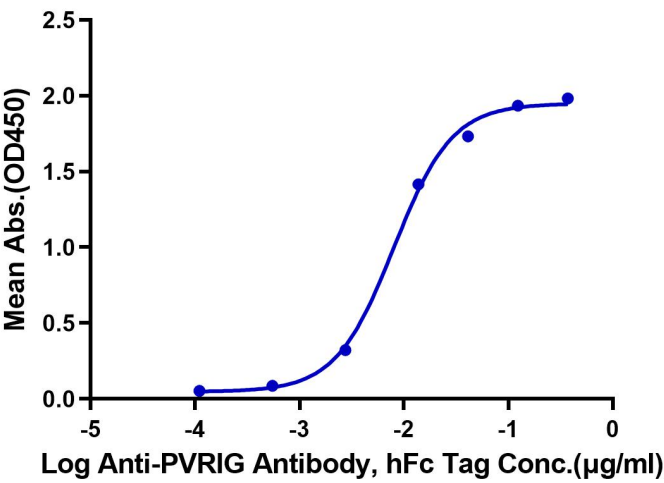


Immobilized Human Nectin-2, His Tag at 5µg/ml (100µl/well) on the plate. Dose response curve for Human PVRIG, mFc Tag with the EC50 of 0.17µg/ml determined by ELISA (QC Test).

ELISA Data

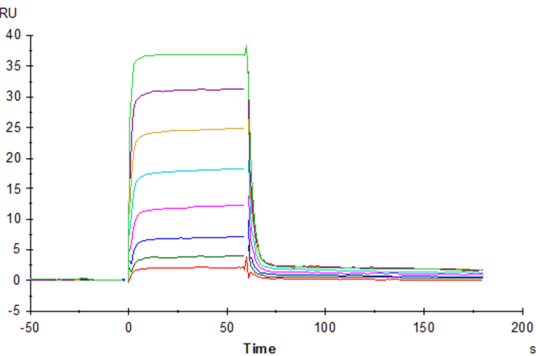
Assay Data

Human PVRIG, mFc Tag ELISA
0.1µg Human PVRIG, mFc Tag Per Well



Immobilized Human PVRIG, mFc Tag at 1µg/ml (100µl/well) on the plate. Dose response curve for Anti-PVRIG Antibody, hFc Tag with the EC50 of 8.0ng/ml determined by ELISA.

SPR Data



Human PVRIG, mFc Tag captured on CM5 Chip via Anti-Mouse Antibody can bind Human Nectin-2, His Tag with an affinity constant of 0.349 µM as determined in SPR assay (Biacore T200).